



Searching the CCI Infobase

The Canadian Classification of Health Interventions (CCI) is a classification available as an infobase. An infobase is a fully indexed electronic database of information (or an electronic book) that allows users to search for information using a powerful search engine and hyperlinks. The search engine used for these products is Folio Views.













The classification includes an alphabetical index and a tabular list. Every word and code is indexed so the search engine can retrieve the appropriate information as requested.

This provides information on how to navigate Folio Views and search the infobase. Additional information can be found in the CCI Quick Start Guide in Folio Views.

Navigating the CCI infobase

There are toolbars on the top and bottom of the Folio Views screen. These toolbars provide quick links to key functions. The buttons used for navigating and searching are displayed on the bottom toolbar. A description of the most common buttons appears below.

Folio Views toolbar buttons

Icon	Action	Icon	Action
	Advanced Query		Query templates 1 — Tabular List Query 2 — Alphabetical Index Query 3 — Table of Agents Query
	Clear the current query		Copy code
	Move to the previous query result in the document window		Move to the next query result in the document window
	Move to the previous partition hit with query result		Move to the next partition hit with query result
	Go back from a link		Go forward from a link
	Show history		Go to (jump to a specific code)





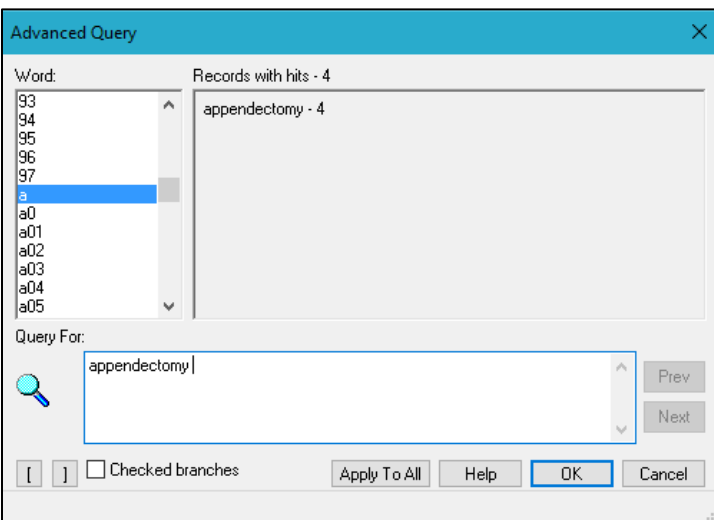
Using Advanced Query in the CCI infobase

As a general rule, CIHI recommends using Advanced Query (the large binocular icon) to search for terms in CCI.



This query searches the tabular list prior to the alphabetical index. In CCI, more inclusion terms are found in the tabular list than in the alphabetical index; therefore, Advanced Query will provide better results.

When you click the large binocular icon you'll open the Advanced Query window, which has 3 distinct sections:



- The Word wheel (top left);
- Records with hits; and
- Query For.

Enter your search term into the Query For section.

As you start typing the name of the intervention (e.g., appendectomy) or the intent of the intervention (e.g., excision, total appendix) into the Query For box, you will see the Word wheel start to move through the terms found in the infobase. You may continue typing the word or select the word from the Word wheel by double-clicking it. "Records with hits" tells you how many times the term appears in the infobase.



Using binoculars 1 to 3 in CCI

CCI has 3 search binoculars available (shown below) in addition to Advanced Query. They provide different templates for searching and retrieving information specific to different sections of the classification. Because Advanced Query is the recommended search template for CCI, these binocular icons are rarely used.



Binocular 1 — Tabular List Query	Binocular 2 — Alphabetical Index Query	Binocular 3 — Table of Agents Query
This search query is specific to the tabular list. The tabular list is where all codes (including descriptions) are found in CCI. This query functions like Advanced Query, with the ability to search within specific elements of the tabular list (e.g., inclusion, exclusion and code also notes).	This search query is specific to the alphabetical index. The Query For section includes a box for the lead term and a separate box for the secondary term. The lead term is the intervention you are searching for; the secondary term is qualifying information that is used to narrow the search.	This search query is specific to Appendix D: Pharmacological, Biological and Other Agents: Table of Conversions for CCI Code Component to ATC Code. This query functions like Advanced Query.

Still can't find the code you want?

Browse the table of contents and keep expanding the chapters — it's just like flipping through a book.

If you know the section of CCI you want, **CCI rubric finder** is a handy map of all valid rubrics at a quick glance — with jump links to the tabular list! See Appendix B in the infobase, which can be found in the Contents window in Folio Views (shown below).

